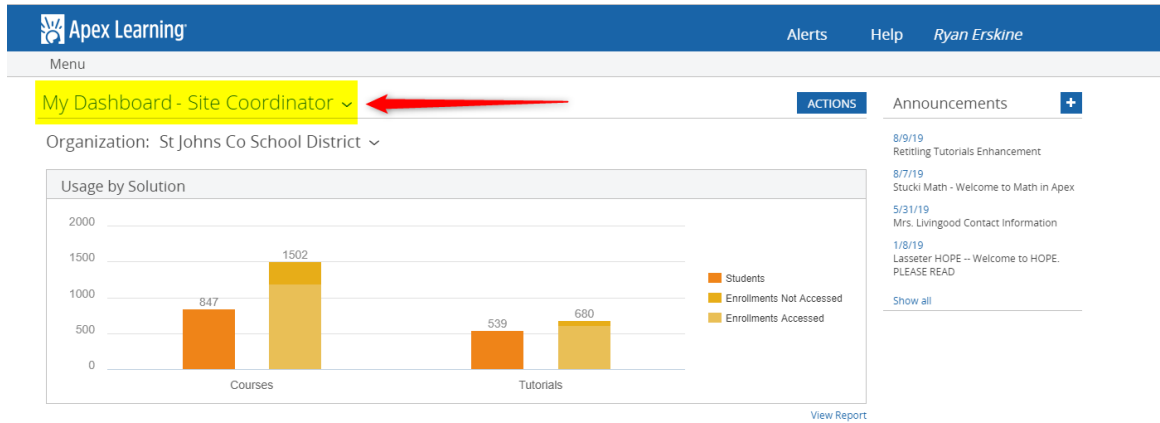
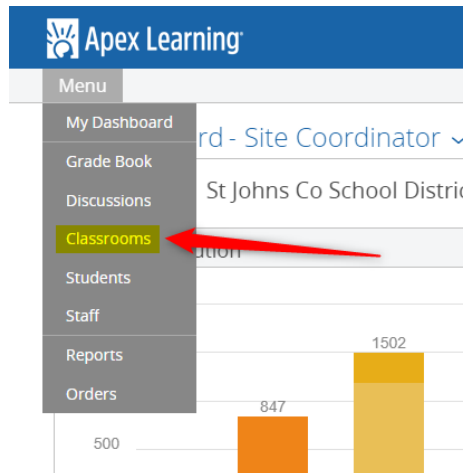


Add a Course in APEX (From scratch)

1. Login to your account at www.apexvs.com
2. Make sure you are showing as **Site Coordinator**



3. Click Menu and go to **Classrooms**



4. A list of courses will appear that are already built. Here we will click to the right where it says Add Classroom

Classrooms

Solution: COURSES - Bartram Trail HS

Show Archived Only

Search:

+ Add Classroom

Edit	Classroom Name	Primary Teacher	Starts	Ecode	External ID
Edit	18-19_English 2_Sem 1_CR (1001345)_Delaughter	Grace Delaughter	19 Aug 2018	V6691708	
Edit	18-19_English 1 Sem 1_CR (1001315)_Delaughter	Grace Delaughter	21 Aug 2018	V4079700	
Edit	19-20 CR - Advanced Topics in Mathematics Sem 1		03 Aug 2019	V6687560	CR.FLadvmathCs1CTVgr-18...
Edit	19-20 CR - Advanced Topics in Mathematics Sem 2		03 Aug 2019	V9102340	CR.FLadvmathCs2CTVgr-18...
Edit	19-20 CR - Algebra 2 for CR Sem 1		03 Aug 2019	V6615093	CR.T1alg2Ps1CTVgr-18_BT...
Edit	19-20 CR - Algebra 2 for CR Sem 2		03 Aug 2019	V6000529	CR.T1alg2Ps2CTVgr-18_BT...
Edit	19-20 CR - Biology 1 for CR Sem 1		03 Aug 2019	V8415209	CR.FLbioPs1CTVgr-18_BT...
Edit	19-20 CR - Biology 1 for CR Sem 2		03 Aug 2019	V4452086	CR.FLbioPs2CTVgr-18_BT...
Edit	19-20 CR - Chemistry 1 for CR Sem 1		03 Aug 2019	V6786080	CR.T1chemPs1CTVgr-18_B...
Edit	19-20 CR - Chemistry 1 for CR Sem 2		03 Aug 2019	V2742271	CR.T1chemPs2CTVgr-18_B...
Edit	19-20 CR - Economics with Financial Literacy for CR		03 Aug 2019	V1927706	CR.FLeconfinPosCTVgr-18...
Edit	19-20 CR - English 1 for CR Sem 1		03 Aug 2019	V6099049	CR.T1eng9Ps1CTVgr-18_BT...
Edit	19-20 CR - English 1 for CR Sem 2		03 Aug 2019	V8513729	CR.T1eng9Ps2CTVgr-18_BT...
Edit	19-20 CR - English 2 for CR Sem 1		03 Aug 2019	V4295167	CR.T1eng10Ps1CTVgr-18_B...
Edit	19-20 CR - English 2 for CR Sem 2		03 Aug 2019	V5362008	CR.T1eng10Ps2CTVgr-18_B...
Edit	19-20 CR - English 3 for CR Sem 1		03 Aug 2019	V3812607	CR.T1eng11Ps1CTVgr-18_B...
Edit	19-20 CR - English 3 for CR Sem 2		03 Aug 2019	V8768796	CR.T1eng11Ps2CTVgr-18_B...
Edit	19-20 CR - English 4 for CR Sem 1		03 Aug 2019	V2183478	CR.T1eng12Ps1CTVgr-18_B...


Page 1 of 5 (88 items)

Add a Course in APEX (From scratch)

5. Here you want to name your course. (*example: 19-20 CR – Algebra 2 Sem 1-Erskine*)

Add Classroom HELP ×

Save

Classroom Name: 

Start Date:

Solution:

Add Courses to Classroom
You must select a course from the list below to add a classroom.


Pathway	Course	Select
<input type="checkbox"/>	Custom	
<input type="checkbox"/>	Electives	
<input type="checkbox"/>	English	
<input type="checkbox"/>	Math	
<input type="checkbox"/>	Science	
<input type="checkbox"/>	Social Studies	
<input type="checkbox"/>	World Language	

6. Now choose the pathway (i.e. elective, English, Math, etc.) Click the (+) sign

Add Courses to Classroom

You must select a course from the list below to add a classroom.

Pathway	Course	Select
<input type="checkbox"/>	Custom	
<input type="checkbox"/>	Electives	
<input type="checkbox"/>	English	
<input type="checkbox"/>	Math	
<input type="checkbox"/>	Science	
<input type="checkbox"/>	Social Studies	
<input type="checkbox"/>	World Language	



Add a Course in APEX (From scratch)

7. Since this should be for credit recovery, when the list appears scroll down until you see Prescriptive and then choose by the semester (Sem 1 would be for this course). Once done look to upper right and hit save:

[Add Classroom](#) HELP ×

Save

Classroom Name: 19-20 CR - Algebra 2 Sem 1-Erskine

Start Date: 08/19/2019

Solution: COURSES - Bartram Trail HS

Add Courses to Classroom

You must select a course from the list below to add a classroom.

Honors	Algebra 2 Honors Sem 2	<input type="checkbox"/>
Honors	Geometry Honors	<input type="checkbox"/>
Honors	Geometry Honors Sem 1	<input type="checkbox"/>
Honors	Geometry Honors Sem 2	<input type="checkbox"/>
Honors	Precalculus Honors	<input type="checkbox"/>
Honors	Precalculus Honors Sem 1	<input type="checkbox"/>
Honors	Precalculus Honors Sem 2	<input type="checkbox"/>
Prescriptive	Algebra 1 for CR	<input type="checkbox"/>
Prescriptive	Algebra 1 for CR Sem 1	<input type="checkbox"/>
Prescriptive	Algebra 1 for CR Sem 2	<input type="checkbox"/>
Prescriptive	Algebra 2 for CR	<input type="checkbox"/>
Prescriptive	Algebra 2 for CR Sem 1	<input checked="" type="checkbox"/>
Prescriptive	Algebra 2 for CR Sem 2	<input type="checkbox"/>
Prescriptive	Geometry for CR	<input type="checkbox"/>
Prescriptive	Geometry for CR Sem 1	<input type="checkbox"/>
Prescriptive	Geometry for CR Sem 2	<input type="checkbox"/>
Prescriptive	Math Foundations I for CR	<input type="checkbox"/>
Prescriptive	Math Foundations I for CR Sem 1	<input type="checkbox"/>
Prescriptive	Math Foundations I for CR Sem 2	<input type="checkbox"/>
Prescriptive	Math Foundations II for CR	<input type="checkbox"/>

8. Now go in and place the teacher(s) that will be working in this course segment. Follow this by then placing the students in the course.

Add a Course in APEX (From scratch)

If you need to change settings. Please go back to the first tab and click settings.

Edit Classroom: 19-20 CR – Algebra 2 Sem 1-Erskine HELP ×

Classroom Configuration Teacher Enrollments Student Enrollments

Archive Save Copy

Classroom Name: 19-20 CR – Algebra 2 Sem 1-Erskine

Start Date: 8/19/2019

Course	MBL	MA	CB	QOR	QF	AR	TOL	UTO	PT	
Algebra 2 for CR Sem 1	70%	2	✓	✓			80%	✓	✓	Settings

Note: Course Settings may take a few hours to update. Please reload this page or check back again later.

Once in, you can change the course settings to what is needed for your students and approved by your admin team:

Course Settings - Google Chrome
apexvs.com/ApexUI/Gradebook/classroomSettings.aspx?pagelId=EC§ionId=5309294&ProgramId=4653...

Course Settings

Algebra 2 for CR Sem 1

Mastery-Based Learning (MBL)

Student must achieve a minimum score on computer-scored assessments to unlock subsequent content - [learn more](#)

☒ Enforce MBL

Level: %

Minimum score needed to unlock subsequent content

Attempts: Attempts allowed before assessment is locked

Security Settings

Security settings for computer-scored assessments

☒ Closed-book assessments
Lock course contents during an assessment - [more](#)

☒ Randomize question order
Different question order for each assessment - [more](#)

☐ Show question feedback
Show correct answer after each question - [more](#)

☐ Allow answer review
Student can review a graded assessment later - [more](#)

Proctored Activities

☐ Enforce Auto-proctoring - [learn more](#)

Excludes Practice/TST/Exam

Enforces Closed Book setting

Pretest Settings

Prescriptive Pretests are included at the unit level and prescribe content for the student to complete

Test-out level: %

☒ Allow unit test-out
Student can test out of the entire unit

☒ Require Pretest to access content
All unit content is locked until the student completes the Pretest

For security, Pretests are always set to:

- Closed-book
- Do not show question feedback
- Do not allow answer review

Save Cancel